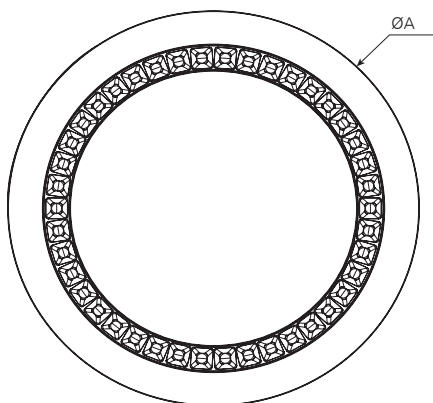




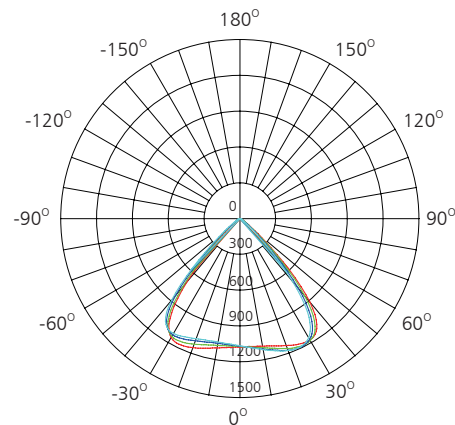
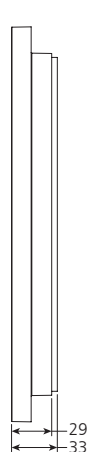
Specifications / Špecifikácia

Model	CL 2037 400
Power / Výkon	25 W
Luminous Flux/Svetelný tok	3120 lm
Color temperature / farba	4000K
Electrical class / el. tried	II
UGR	--
Color Rendering Index (CRI)	Ra 80
Beam angle Uhol vyžarovania	100 °
Input Voltage Napájanie	200-240VAC
Power Factor	>0.90
Frequency	50 / 60 Hz
Operating Temperature Pracovná teplota	70°C
Driver Type / Typ napájača	Constant Current (CC) , FIX driver
Product Dimension (mm) Rozmer svetidla (mm)	Ø 400x33
Luminaire Net Weight Hmotnosť svetidla	0.97kg
Material	Housing / teleso Plastic housing / plastové teleso
	Diffuser / difuzor PMMA / Polymetylmetakrylát
Fixture Color / Farba svetidla	White / Biela
IP Rating / Krytie IP	IP40
Life Time / životnosť	>50,000H (Ta=30°L80B10)
Warranty / záruka	5 Years/rokov

Dimensions / Rozmery



Photometry



AVERAGE BEAM ANGLE (50%): 85.1DEG