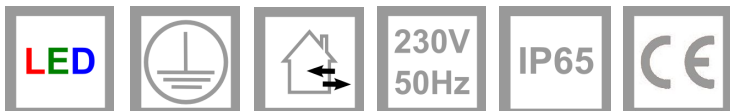


**Field of Application:**

The AL16 LED range of high bays is suggested for energy efficient illumination of industrial halls, commercial buildings and warehouses, and for such spaces where long lifetime of lighting source is important.

Oblasti použitia:

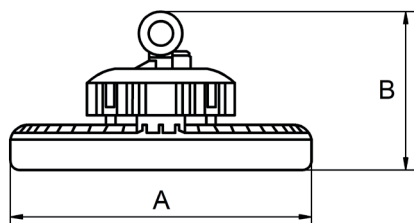
AL16 LED je navrhnuté pre energeticky úsporné osvetľovanie priemyselných hál, obchodných a skladovacích hál a za taký priestor, kde sa požaduje dlhá životnosť osvetľovacích zdrojov



AL 16 LED

Type / Typ	Power Výkon (W)	Led Modul	Luminous flux Svetelný tok (lm)	Color temperature Farba (K)	Dimensions Rozmery Ax B (mm)
AL16 LED 100W	100W	13000	13000	4000	260 x 163
AL16 LED 150W	150W	19500	19500	4000	260 x 163
AL16 LED 200W	200W	26000	26000	4000	300 x 177

Dimensions / Rozmery



Types/type



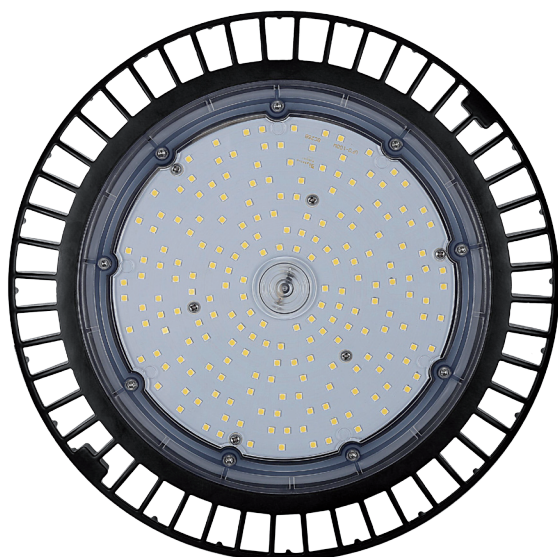
AL 16 LED 100W




AL 16 LED 150W



AL 16 LED 200W



AL 16 LED 120°



AL 16 LED 60°/90°

Desing / Vyhotovenie

Base material:

Gear tray: painted, high-pressure casting radial ribbed aluminium

difusser: tempered glass

Installation: the luminaires can be suspended trough eyebolts or can be fixed with surface bracket

The luminaires can be ordered with 1-10V DC dimmable driver

Material:

Svietidlo: nastriekaný, vysokotlakový odliatok z radialným rebrovaním z hliníka.

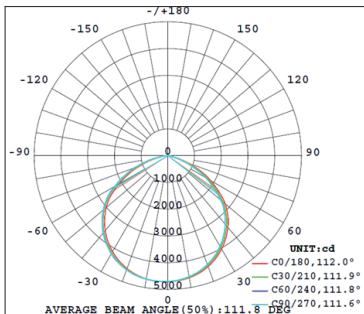
difúzor: tvrdené sklo

Inštalácia: Svetidlá možno zavesiť prostredníctvom skrutky s okom alebo môže byť fixované SURFACE konzola

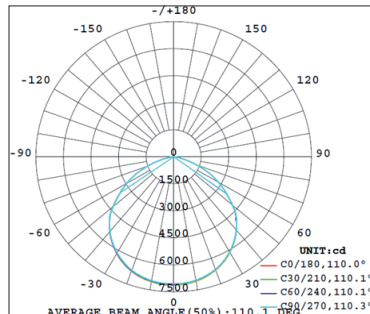
Svietidlá možné objednať s 1-10 V DC stmievačmi

Photometry

AL16 LED 13000



AL16 LED 19500



AL16 LED 26000

